



## **DRIVEWAY PERMIT APPLICATION**

TO BE COMPLETED IF APPLICATION IS FOR NEW CONSTRUCTION OR RELOCATION OF EXISTING DRIVEWAY

Name of Applicant: \_\_\_\_\_ Driveway Permit #: \_\_\_\_\_

Applicant's Address: \_\_\_\_\_

Applicant's Telephone Number: \_\_\_\_\_

Signature (Applicant): \_\_\_\_\_ Date: \_\_\_\_\_

### **LOCATION OF DRIVEWAY**

Street Address: \_\_\_\_\_

Parcel ID (Map-Lot): \_\_\_\_\_ Street Admin.: Town: \_\_\_\_\_ Private: \_\_\_\_\_

### **NOTICE**

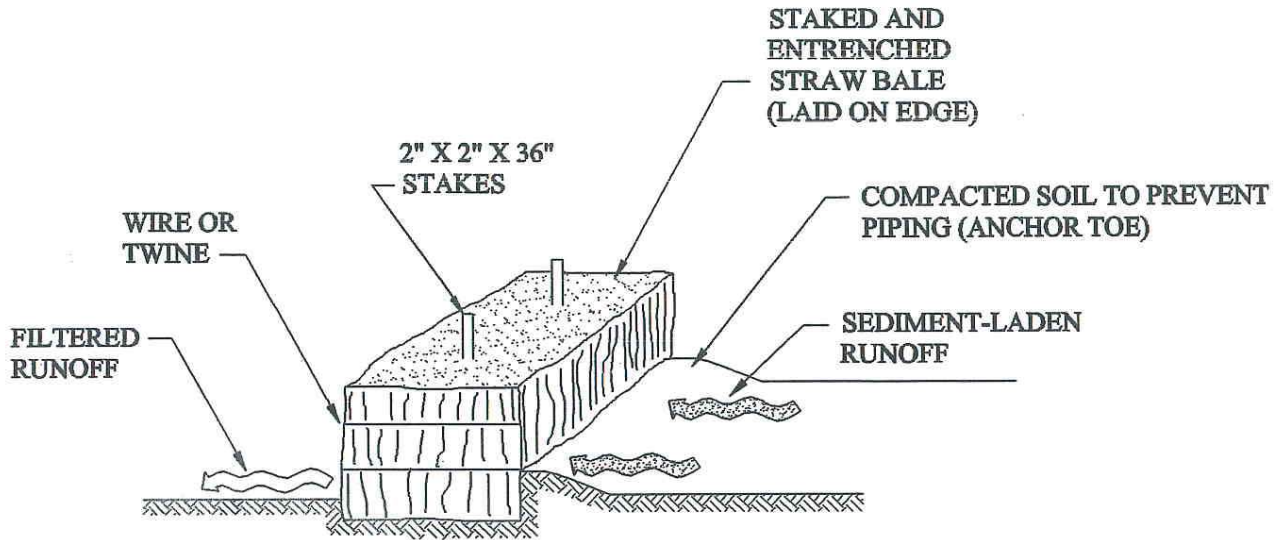
1. Site plan required. Attach one copy to this application.
2. The installation and maintenance of driveways shall be in accordance with the Town of Sandwich By-laws and Town of Sandwich Regulations. Failure to comply may result in a fine.
3. If a permit is required under the Scenic Road Bylaw then that permit MUST be issued BEFORE a driveway permit will be issued.
4. A Road Work/Trench Permit, if required, shall be secured from the Department of Public Works by the Applicant prior to commencing work.
5. A bituminous asphalt apron is to be installed 10 feet or more in from the edge of road, or as specified on the permit.
6. Disturbed shoulders are to be loamed and seeded 10 feet or more in from the edge of road, or as specified on the permit.
7. No occupancy certificate will be issued until the asphalt apron is installed in accordance with the by-law.

### **TOWN USE ONLY**

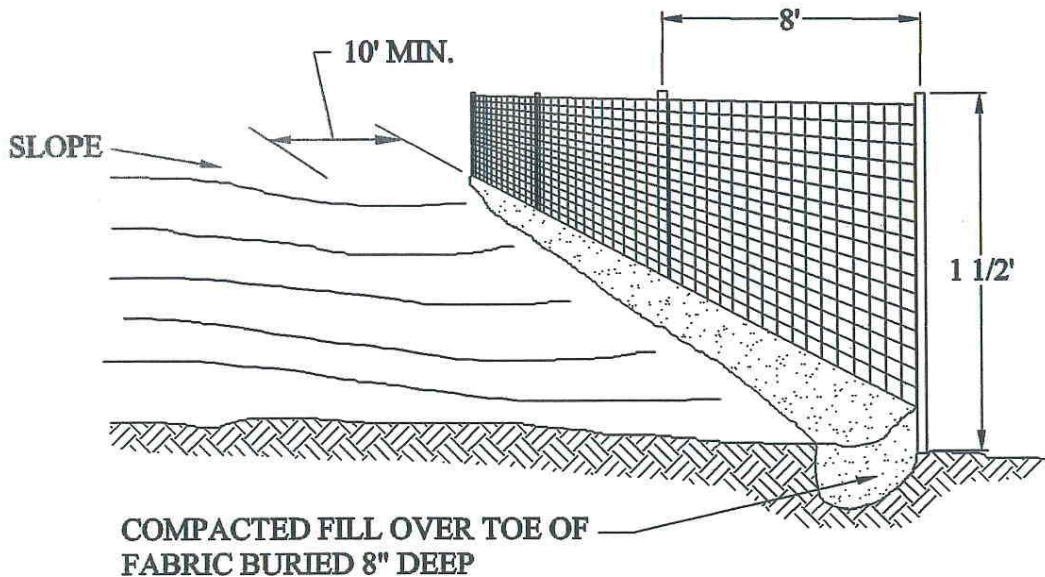
Approved by: \_\_\_\_\_ Date: \_\_\_\_\_

Additional Conditions:  
\_\_\_\_\_  
\_\_\_\_\_  
\_\_\_\_\_

# TOWN OF SANDWICH SILTATION CONTROL PLAN

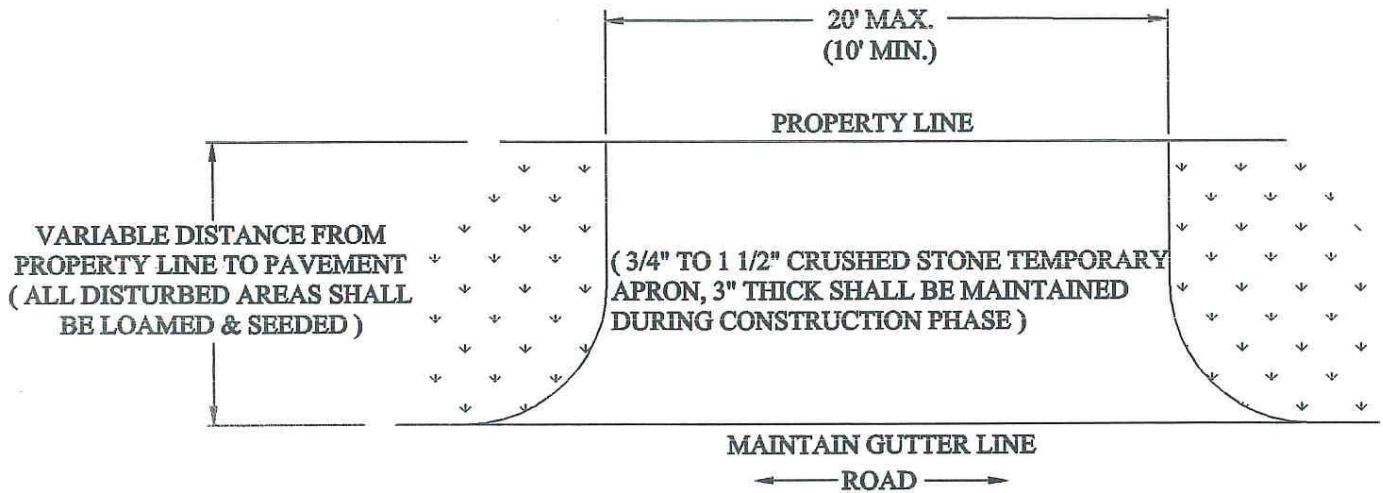


**HAYBALE INSTALLATION  
CROSS SECTION**

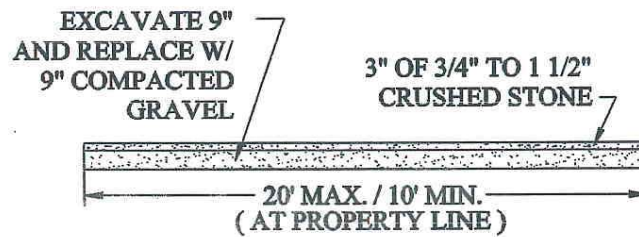


**SILT/SEDIMENT FENCE  
INSTALLATION**

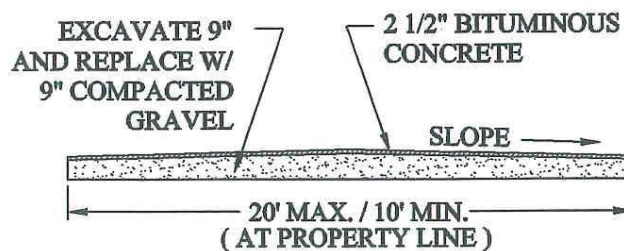
# TOWN OF SANDWICH DRIVEWAY APRON PLAN



**DRIVEWAY APRON  
PLAN VIEW**



**TEMPORARY  
DRIVEWAY APRON  
CROSS - SECTION**



**COMPLETED  
DRIVEWAY APRON  
CROSS - SECTION**